



SERVICE BULLETIN

No. 733

Piper Aircraft Corporation

Lock Haven, Pennsylvania, U.S.A.

Modification FAA/DOA EA-1 Approved

January 25, 1982 M

Subject:

Emergency Exit Window Installation

Models Affected:

PA-31T Cheyenne/Cheyenne II

PA-31T1 Cheyenne I

PA-31T2 Cheyenne II XL

Serial Numbers Affected:

31T-8120036 through 31T-8120042,
31T-8120044 through 31T-8120050,
31T-8120055 and 31T-8120057
31T-8104040 and 31T-8104041,
31T-8104043 through 31T-8104046,
31T-8104048, 31T-8104051, 31T-8104054,
31T-8104055, 31T-8104057 and 31T-8104058
31T-8166001, 31T-8166005 through 31T-8166017,
31T-8166019 through 31T-8166021,
31T-8166030 and 31T-8166031

Compliance Time: Within the next fifty (50) hours of operation or at the next scheduled maintenance, whichever occurs first.

Purpose: In the above-listed aircraft the emergency exit window could stick in the fuselage frame, requiring greater than acceptable force for removal. This could cause difficulty in an emergency situation.

This Service Release provides instructions for modification of the emergency window installation to insure that it will function properly.

Instructions:

1. Remove the emergency exit window.
2. With Methyl Ethyl Ketone, clean the fuselage frame in the area of the fuselage to remove excess fuselage sealant.
3. Refer to attached sketch. Install 1 inch wide Teflon Tape around the sill as shown. Make sure the surface of the tape is clean.
4. Reinstall the window assembly. Remove and reinstall to insure proper operation.
5. Make appropriate logbook entry of compliance with this Service Release.

Material Required: Approximately 9 feet of 1 inch wide Teflon Tape per aircraft.

(over)

Availability of Parts: T-18 Teflon Tape 1" wide is available in 108 foot rolls through your Piper Field Service Facility or local supplier. Piper Part Number is 189 743.

Effectivity Date: This Service Release is effective upon receipt.

Summary: Please contact your Piper Field Service Facility to arrange for compliance with this Service Release in accordance with Compliance Time, above.

Any applicable factory participation remains in effect for a period of time not to exceed 180 days from the date of this release.

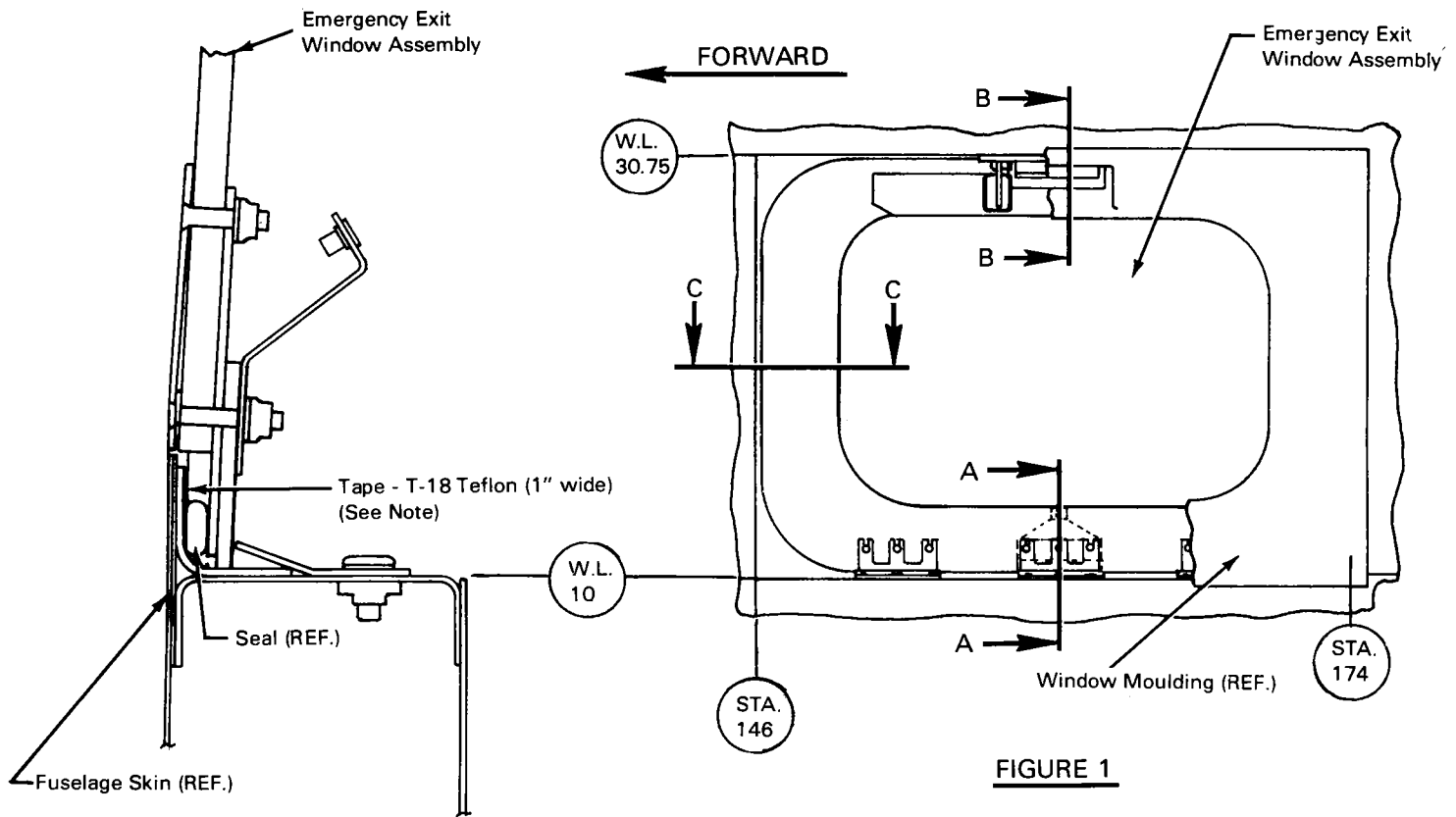
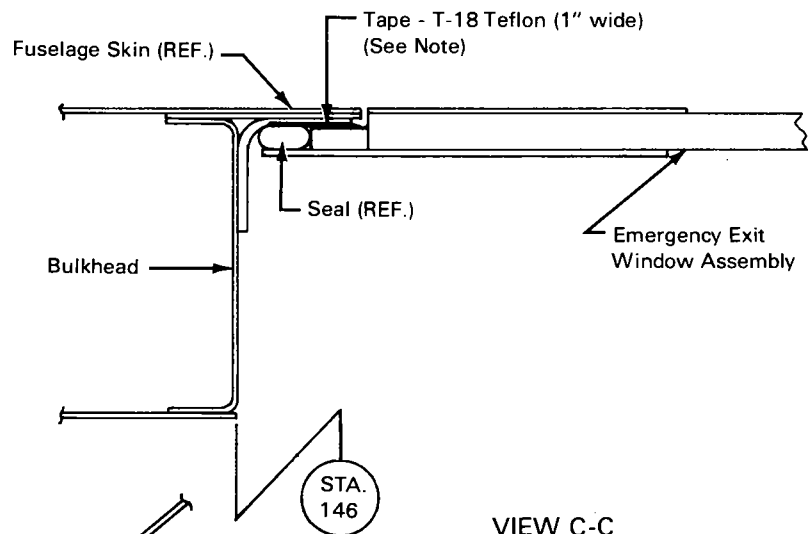
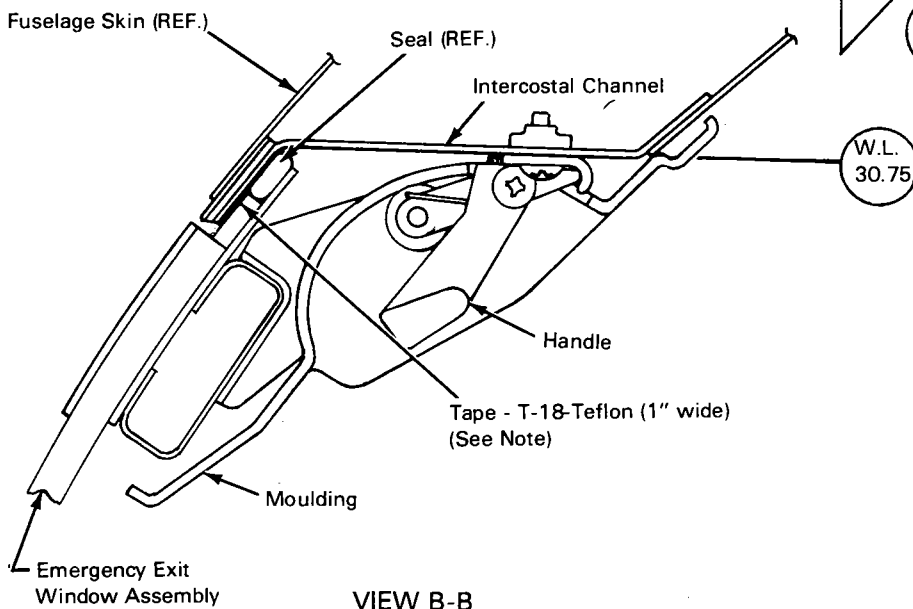


FIGURE 1

VIEW A-A



VIEW C-C



VIEW B-B

SKETCH "A"

NOTE: The T-18 Teflon Tape Must Adhere To The Fuselage Window Frame Prior To Installing The Emergency Exit Window Assembly.